

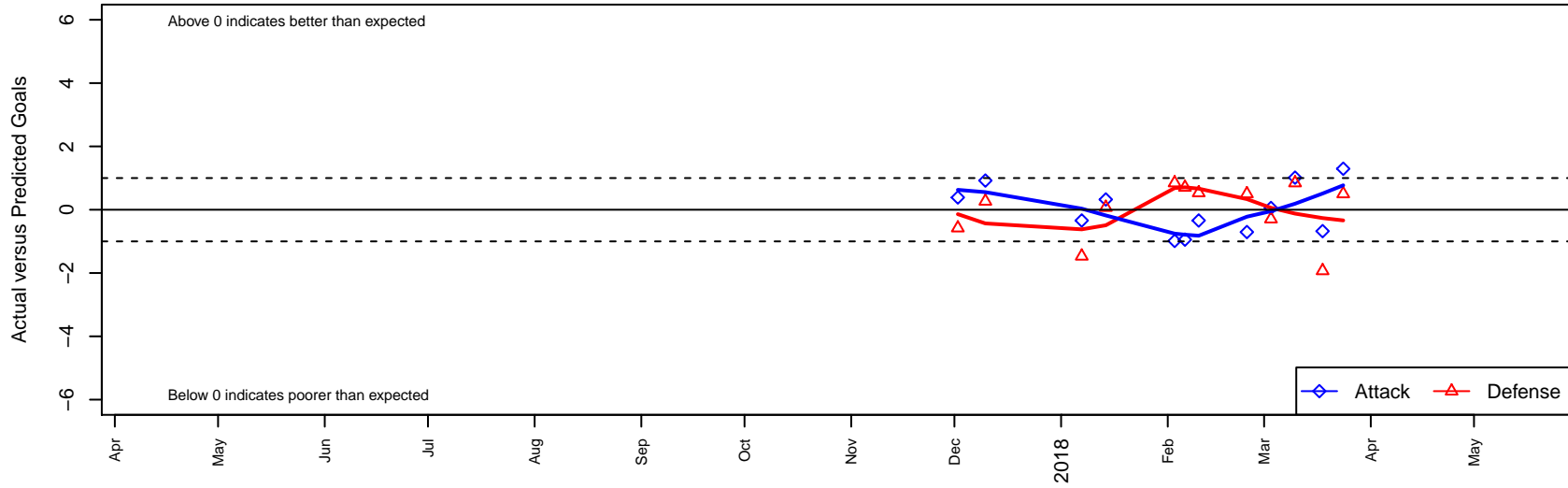
NSC Galaxy G99

North Shore SC
Woodinville, WA
G99 total strength=1433
attack=7.63 defense=10.51
fall league = NPSL Div 1 (99) U19

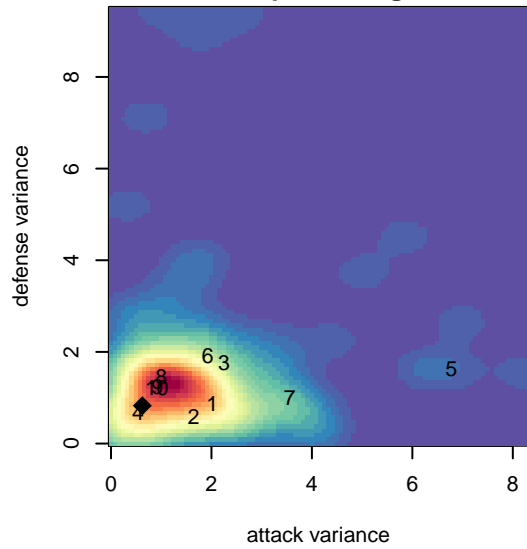
alt names used:
NSC G99 Galaxy

Venues played:
2017 NPSL Division 1 (99) U19

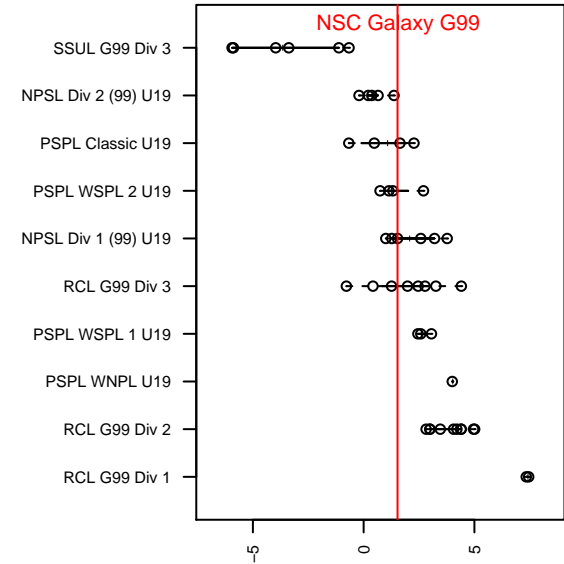
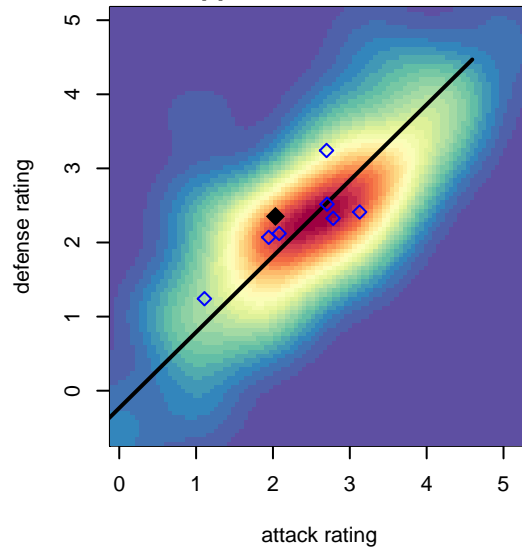
NSC Galaxy G99
Dots are actual minus expected GF (blue circles) and GA (red triangles).
Blue line is smoothed change in attack strength. Red is smoothed change in defense strength.



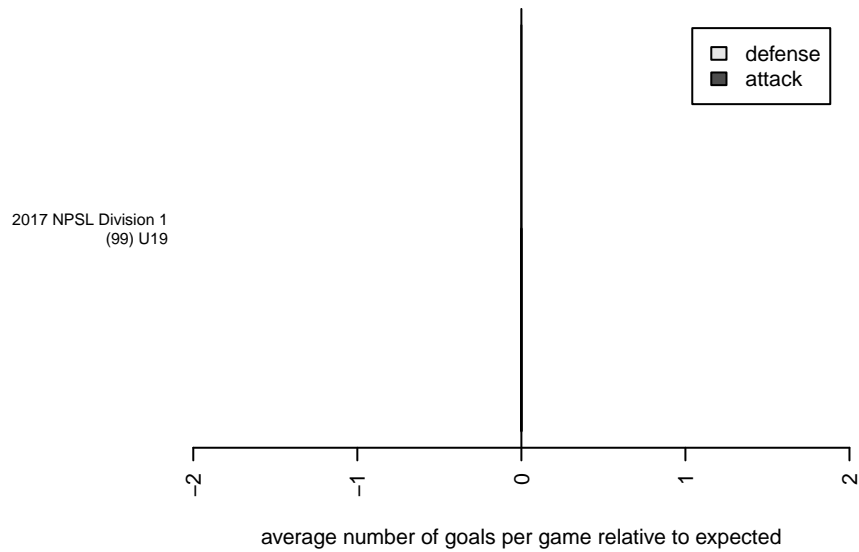
**attack and defense variance (black dot)
relative to other teams
and top 10 in region**



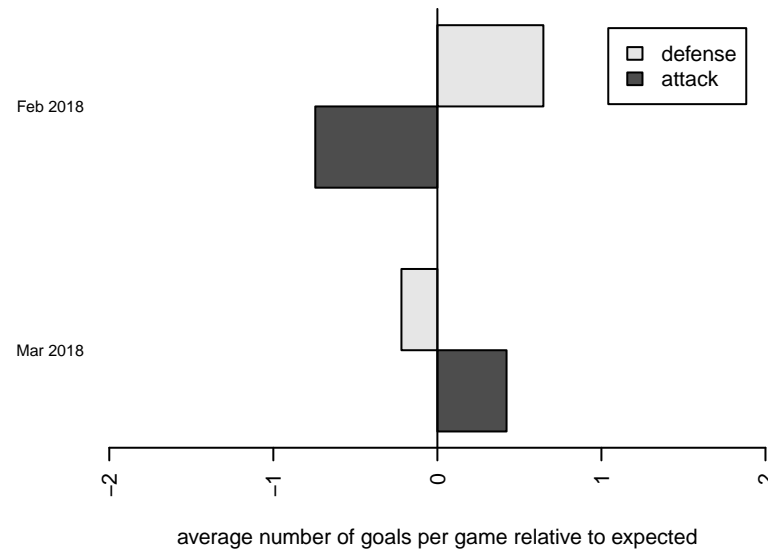
**attack and defense rating
relative to others at age
and all opponents in last 13 months**



Performance relative to 13 month average



Performance relative to 13 month average



date	home		away		venue	pred.home	pred.away
2018-03-24	NSC Galaxy G99	2	BIFC Blue G99	1	2017 NPSL Division 1 (99) U19	0.71	1.50
2018-03-18	NSC Galaxy G99	0	Crossfire Select Pfeifer G99	4	2017 NPSL Division 1 (99) U19	0.68	2.07
2018-03-10	NSC Galaxy G99	2	Lake Hills Infinity G99	0	2017 NPSL Division 1 (99) U19	0.99	0.85
2018-03-03	Newport FC G99	1	NSC Galaxy G99	1	2017 NPSL Division 1 (99) U19	0.71	0.95
2018-02-24	BIFC Blue G99	1	NSC Galaxy G99	0	2017 NPSL Division 1 (99) U19	1.50	0.71
2018-02-10	Crossfire Select Mallalieu G99	1	NSC Galaxy G99	0	2017 NPSL Division 1 (99) U19	1.53	0.34
2018-02-06	NSC Galaxy G99	0	Newport FC G99	0	2017 NPSL Division 1 (99) U19	0.95	0.71
2018-02-03	Lake Hills Infinity G99	0	NSC Galaxy G99	0	2017 NPSL Division 1 (99) U19	0.85	0.99
2018-01-14	Crossfire Select Pfeifer G99	2	NSC Galaxy G99	1	2017 NPSL Division 1 (99) U19	2.07	0.68
2018-01-07	NSC Galaxy G99	0	Crossfire Select Mallalieu G99	3	2017 NPSL Division 1 (99) U19	0.34	1.53
2017-12-10	NSC Galaxy G99	3	Seattle United S Blue G00	0	2017 NPSL Division 1 (99) U19	2.08	0.27
2017-12-02	Crossfire Select Habash G00	2	NSC Galaxy G99	1	2017 NPSL Division 1 (99) U19	1.42	0.61